







FUSION™ MENU BOARD

FEATURES

- 
CONTROLZONE™ LEVELING
 Allows for 51 mm of height adjustment at each mounting box.
- 
CENTRIS™ TILT TECHNOLOGY
 Screens stay where you place them for effortless multi-screen alignment.
- 
TOOL-FREE SCREEN ENGAGEMENT
 Easily place screens and add optional padlock security.
- 
LATERAL SHIFT
 Post-installation lateral shift allows screens to slide apart or together for easy maintenance and perfect alignment.
- 
ADD EXTENSION
 FCAX accessories increase rail length for larger displays, up to 152 cm.



CONTROLZONE LEVELING




CENTRIS TILT TECHNOLOGY

LCM3X1U LANDSCAPE MENU BOARD



This classic menu board configuration is three screens across. Create longer menu boards by combining mounts. Fits 40 - 55" displays.

Weight Capacity (per screen)	Dimensions (HxWxD)	Mounting Patterns (W,H)	Micro Height Adjust	Tilt
56.7 kg	425 x 2766 x 201 mm	Any width x 100 - 400 mm	51 mm	+5°, -20°



LCM3X1UP PORTRAIT MENU BOARD



The portrait of the LCM3X1U. Fits 40 - 55" displays.

Weight Capacity (per screen)	Dimensions (HxWxD)	Mounting Patterns (W,H)	Micro Height Adjust	Tilt
56.7 kg	826 x 1750 x 201 mm	100 - 800 mm x Any Height	51 mm	+5°, -20°

