





THININSTALL™ TILT MOUNT

FEATURES

- 
ULTRA-LOW PROFILE
 At less than the width of a penny, these mounts provide an ultra-thin profile to showcase any flat-screen display.
- 
GLIDE LOCK
 Tool-less latching with a sliding flag for fast installation.
- 
CENTRIS LOW-PROFILE TILT
 Uses the center of gravity to balance the screen while maintaining a low profile. The display stays set in place until readjusted.
- 
CABLE KICKSTAND
 A kickstand makes cable access hands-free while the open wall plate allows for easy electrical placement behind the display.



GLIDE LOCK™ LATCH



CABLE MANAGEMENT

LTTU 37 - 80" ULTRA-LOW PROFILE



At 19 mm thick, this mount combines an ultra-thin profile with the functionality of 12 degrees of tilt.

Weight Capacity	Dimensions (HxWxD)	Mounting Patterns (W,H)	Max Screen Thickness	Tilt
45.4 kg	548 x 907 x 19 mm	200 x 200 - 800 x 500 mm	51 mm	-12°



MTTU 26 - 55" ULTRA-LOW PROFILE



Like the LTTU but it allows for different mounting patterns and both landscape and portrait screen orientations.

Weight Capacity	Dimensions (HxWxD)	Mounting Patterns (W,H)	Max Screen Thickness	Tilt
45.4 kg	448 x 706 x 19 mm	100 x 100 - 600 x 400 mm	51 mm	-12°

